

Cisco and Hitachi Adaptive Solutions for SAP HANA TDI in a DAS Configuration

Reference Architecture Guide

Legal Notices

© 2021 Hitachi Vantara LLC. All rights reserved.

No part of this publication may be reproduced or transmitted in any form or by any means, electronic or mechanical, including copying and recording, or stored in a database or retrieval system for commercial purposes without the express written permission of Hitachi, Ltd., or Hitachi Vantara LLC (collectively "Hitachi"). Licensee may make copies of the Materials provided that any such copy is: (i) created as an essential step in utilization of the Software as licensed and is used in no other manner; or (ii) used for archival purposes. Licensee may not make any other copies of the Materials. "Materials" mean text, data, photographs, graphics, audio, video and documents.

Hitachi reserves the right to make changes to this Material at any time without notice and assumes no responsibility for its use. The Materials contain the most current information available at the time of publication.

Some of the features described in the Materials might not be currently available. Refer to the most recent product announcement for information about feature and product availability, or contact Hitachi Vantara LLC at https://support.hitachivantara.com/en_us/contact-us.html.

Notice: Hitachi products and services can be ordered only under the terms and conditions of the applicable Hitachi agreements. The use of Hitachi products is governed by the terms of your agreements with Hitachi Vantara LLC.

By using this software, you agree that you are responsible for:

1. Acquiring the relevant consents as may be required under local privacy laws or otherwise from authorized employees and other individuals; and
2. Verifying that your data continues to be held, retrieved, deleted, or otherwise processed in accordance with relevant laws.

Notice on Export Controls. The technical data and technology inherent in this Document may be subject to U.S. export control laws, including the U.S. Export Administration Act and its associated regulations, and may be subject to export or import regulations in other countries. Reader agrees to comply strictly with all such regulations and acknowledges that Reader has the responsibility to obtain licenses to export, re-export, or import the Document and any Compliant Products.

Hitachi and Lumada are trademarks or registered trademarks of Hitachi, Ltd., in the United States and other countries.

AIX, AS/400e, DB2, Domino, DS6000, DS8000, Enterprise Storage Server, eServer, FICON, FlashCopy, GDPS, HyperSwap, IBM, Lotus, MVS, OS/390, PowerHA, PowerPC, RS/6000, S/390, System z9, System z10, Tivoli, z/OS, z9, z10, z13, z14, z/VM, and z/VSE are registered trademarks or trademarks of International Business Machines Corporation.

Active Directory, ActiveX, Bing, Excel, Hyper-V, Internet Explorer, the Internet Explorer logo, Microsoft, the Microsoft Corporate Logo, MS-DOS, Outlook, PowerPoint, SharePoint, Silverlight, SmartScreen, SQL Server, Visual Basic, Visual C++, Visual Studio, Windows, the Windows logo, Windows Azure, Windows PowerShell, Windows Server, the Windows start button, and Windows Vista are registered trademarks or trademarks of Microsoft Corporation. Microsoft product screen shots are reprinted with permission from Microsoft Corporation.

All other trademarks, service marks, and company names in this document or website are properties of their respective owners.

Copyright and license information for third-party and open source software used in Hitachi Vantara products can be found at <https://www.hitachivantara.com/en-us/company/legal.html>.

Feedback

Hitachi Vantara welcomes your feedback. Please share your thoughts by sending an email message to SolutionLab@HitachiVantara.com. To assist the routing of this message, use the paper number in the subject and the title of this white paper in the text.

Revision history

Changes	Date
Initial release	March 1, 2021

Reference Architecture Guide

Create a best-practices-based enterprise environment with Cisco and Hitachi Adaptive Solutions for SAP HANA Tailored Data Center Integration (TDI). Developed through collaboration between Hitachi Vantara and Cisco Systems, this solution orchestrates efficiency across the data path with an intelligent system that helps you anticipate and navigate challenges as your implementation grows.

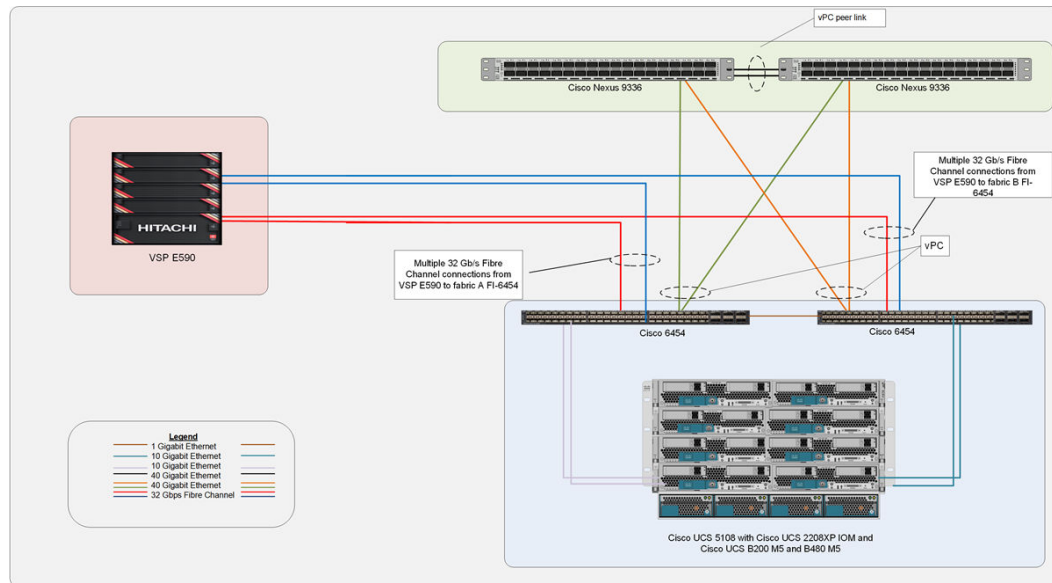
Use this solution to build a self-optimizing data center that automatically spreads workloads across devices to help ensure consistent utilization and performance. This solution helps you effectively plan infrastructure growth and eliminate budgeting guesswork with predictive risk profiles that identify historical trends.

This solution implements Adaptive Solutions for SAP HANA TDI to support Cisco Unified Computing System (Cisco UCS) with the following:

- Cisco UCS 5108 Blade Server Chassis
- Cisco UCS B-Series Blade Servers
- Cisco UCS 6454 Fabric Interconnects
- Cisco Nexus 9000 Series Switches
- Hitachi Virtual Storage Platform in a direct-attached storage (DAS) configuration:
 - VSP E590, using Non-Volatile Memory express (NVMe) solid state drives (SSDs)
 - VSP E790, using Non-Volatile Memory express (NVMe) solid state drives (SSDs)
- SAP HANA

These components form a powerful and scalable design, built on the best practices of both companies to create an excellent environment for a SAP HANA deployment. This architecture supports SUSE Linux Enterprise Server (SLES) and Red Hat Enterprise Linux (RHEL) for SAP applications.

The following figure shows the topology of this architecture for Cisco and Hitachi Adaptive Solutions for SAP HANA TDI in a direct-attached configuration featuring Cisco UCS 6454 Fabric Interconnects with Hitachi Virtual Storage Platform E590 (VSP E590) or VSP E790. The validation of this environment used VSP E590, and was validated with 32 Gbps Fibre Channel capability.



This document assumes that you have familiarity with the following technologies:

- Cisco UCS
- General storage concepts
- Common IT storage practices
- Hitachi Virtual Storage Platform
- SAP HANA



Note:

Testing of this configuration was in a lab environment. Many things affect production environments beyond prediction or duplication in a lab environment. Follow the recommended practice of conducting proof-of-concept testing for acceptable results in a non-production, isolated test environment that otherwise matches your production environment before your production implementation of this solution.

Key solution elements

The following are the key hardware and software components used in this reference architecture.



Note: Do not change the layout of any of the components in this environment without consulting your Hitachi Vantara account representative. Changing this layout can require manual configuration of the network or using different components.

Hardware elements

The following table lists the hardware and firmware versions validated to deploy Cisco and Hitachi Adaptive Solutions for SAP HANA TDI using a Cisco UCS DAS configuration. The substitution of hardware and software versions other than those listed here is acceptable within this reference architecture, but substitutions must comply with the hardware and software compatibility matrices from Cisco Systems, Hitachi Vantara, and SAP. For more information, see [Product descriptions \(on page 18\)](#).

Hardware component		Firmware version
Network	Cisco Nexus 9336C-FX2 switch	7.0(3) I7 (7)
	Cisco UCS Virtual Interface Card (VIC) 1440 (network adapter)	UCSB-MLOM-40G-04
	Cisco UCS 6454 Fabric Interconnect	4.1(2a)
Compute	Cisco UCS 2208XP Fabric Extender I/O Module (IOM)	4.1(2a)
	Cisco UCS B200 and Cisco UCS B480 M5 Blade Servers	4.1(2a)
	Cisco UCS VIC (Fibre Channel)	Release 5.1 (1e)
Storage	VSP E590 and VSP E790	N/A

The following table lists VSP E590 and VSP E790 Specifications.

Item		VSP E590 and VSP E790 specifications
SVOS version		Hitachi Storage Virtualization Operating System (SVOS RF) v9.5
Maximum number of drives	NVMe SSD	24
Drive options	NVMe SSD	1.9 TB, 3.8 TB, 7.6 TB, 15.3 TB
RAID level		RAID-10, RAID-5, RAID-6
RAID group configuration	RAID-10	2D+2D
	RAID-5	3D+1P, 4D+1P, 6D+1P, 7D+1P

Item		VSP E590 and VSP E790 specifications	
	RAID-6	6D+2P, 12D+2P, 14D+2P	
Maximum number of LDEVs		32768 (VSP E590), 49152 (VSP E790)	
Maximum storage capacity		0.33 PB	
Maximum external configuration		128 PB (VSP E590), 192 PB (VSP E790)	
Memory	Cache memory capacity	768 GB	
Device I/F	Supported channel type	Fibre Channel	24
		Data transfer rate	8 Gbps, 16 Gbps, 32 Gbps
	Max. number of CHBs	6	
Non-stop maintenance	Control PCB	Supported	
	Cache memory	Supported	
	Cache flash memory	Supported	
	Power supply, fan	Supported	
	Microcode	Supported	
	Flash drive	Supported	
	Flash module drive	Supported	
Storage components	NVMe SSD	<ul style="list-style-type: none"> ▪ CTL: 1 pair ▪ 32 Gbps 4-port CHB ▪ MPU: 1 pair ▪ Cache: 768 GB ▪ NVMe SSDs: 24 × 1.9 TB 	

Software elements

The following table lists the software products used to deploy this solution.

Software		Software or Firmware Version
Operating system choices	SUSE Linux Enterprise Server for SAP Applications	SLES 15 SP1 and SLES 12 SP4 <ul style="list-style-type: none"> ▪ ENIC: 4.0.0.6-802.21 ▪ FNIC: 2.0.0.59-133.0
	Red Hat Enterprise Linux for SAP Solutions	<ul style="list-style-type: none"> ▪ ENIC: 4.0.0.8-802.24 ▪ FNIC: 2.0.0.60-141.0
Database	SAP HANA Platform	2.0 SPS 04

Operating system choices

Cisco and Hitachi Adaptive Solution for SAP HANA TDI in a direct-attached storage configuration can run on the following Linux operating systems:

- SUSE Linux Enterprise Server (SLES) for SAP Applications

Compete more effectively through improved uptime, better efficiency, and accelerated innovation using SUSE Linux Enterprise Server. This is a versatile server operating system for efficiently deploying highly available enterprise-class IT services in mixed IT environments with performance and reduced risk.

SUSE Linux Enterprise Server was the first Linux operating system to be certified for use with SAP HANA. It remains the operating system of choice for most SAP HANA customers.

- Red Hat Enterprise Linux (RHEL) for SAP HANA

Using the stability and flexibility of Red Hat Enterprise Linux, reallocate your resources towards meeting the next challenges instead of maintaining the status quo. Deliver meaningful business results by providing exceptional reliability on military-grade security. Use Enterprise Linux to tailor your infrastructure as markets shift and technologies evolve.

Changing the configuration settings is only supported along the guidelines of SAP and the operating system distributor; otherwise, it may cause significant performance problems. The following SAP Notes for SLES and RHEL are a good starting point for information on this topic. Note that these links require login credentials.

- [1944799 - SAP HANA Guidelines for SLES Operating System Installation](#)
- [2009879 - SAP HANA Guidelines for Red Hat Enterprise Linux \(RHEL\) Operating System](#)
- [2235581 – SAP HANA: Supported Operating Systems](#)

Solution design

Cisco and Hitachi Adaptive Solutions for SAP HANA TDI on Cisco UCS with VSP E590 or VSP E790 in a DAS configuration uses these design components:

- [Cisco UCS 5108 Blade Server Chassis with Cisco UCS 2208XP Fabric Extender \(on page 8\)](#)
 - [Cisco UCS B200 M5 Blade Server \(on page 9\)](#)
 - [Cisco UCS B480 M5 Blade Server \(on page 10\)](#)
- [Network architecture \(on page 10\)](#)
- [Storage configuration \(on page 12\)](#)
- [SAP HANA configuration \(on page 17\)](#)

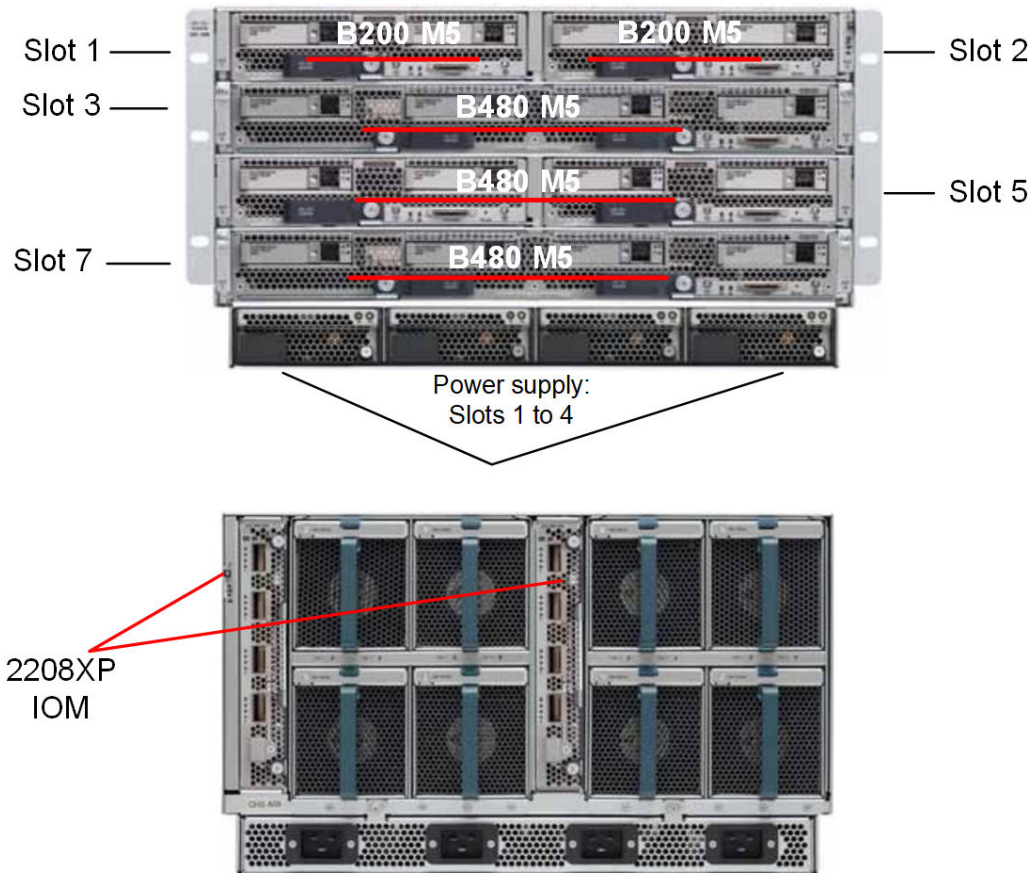
Cisco UCS 5108 Blade Server Chassis with Cisco UCS 2208XP Fabric Extender

The 6RU [Cisco UCS 5108 Blade Server Chassis](#) can accommodate up to eight half-width, four full-width, or any combination of blade form factors (M1 to M5 generation) that fit in the available blade slots.

Each [Cisco UCS B200 M5 Blade Server](#) in this topology is hosted in a Cisco UCS 5108 Blade Server Chassis, connected to the fabric interconnects from the chassis using Cisco UCS 2208XP Fabric Extender IOMs.

Each [Cisco 2208XP Fabric Extender](#) IOM supports 10 Gbps connections into the 10/25 Gbps ports of each [Cisco UCS 6454 Fabric Interconnect](#), delivering high port availability.

The following figure shows the front and rear view of a Cisco UCS 5108 Blade Server Chassis with Cisco B200 M5 Blade Servers and Cisco B480 M5 Blade Servers.



Cisco UCS B200 M5 Blade Server

The enterprise-class Cisco UCS B200 M5 Blade Server extends the capabilities of the Cisco UCS portfolio in a half-width blade form factor. The B200 M5 server harnesses the power of the Intel Xeon Scalable processors with the following:

- Up to 3072 GB of RAM using 128 GB DIMMs
- Two SSDs or HDDs
- Up to 80 Gbps throughput connectivity

The following figure shows the Cisco UCS B200 M5 Blade Server.



Cisco UCS B480 M5 Blade Server

The [Cisco UCS B480 M5 Blade Server](#) combines a large memory footprint with four-socket scalability, using Intel Xeon Scalable processors. The B480 M5 uses Cisco UCS VIC technology to achieve up to 160 Gbps of aggregate I/O bandwidth in a dense, full-width blade form factor.

The B480 M5 maintains memory performance, even as capacity grows, and can support up to 6 TB of memory without compromising CPU speed or core count.

Up to four Cisco UCS B480 M5 Blade Servers can be installed in the Cisco UCS 5108 Blade Server Chassis.

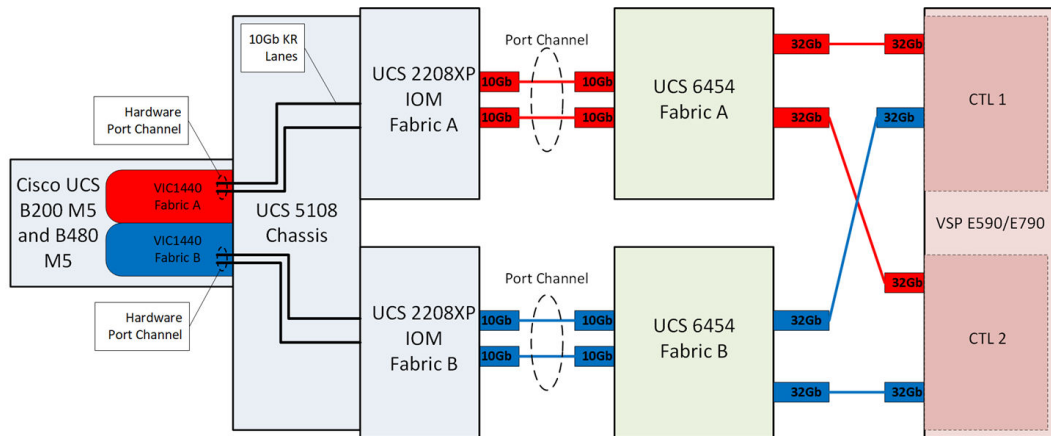
The following figure shows the Cisco UCS B480 M5 Blade Server.



Network architecture

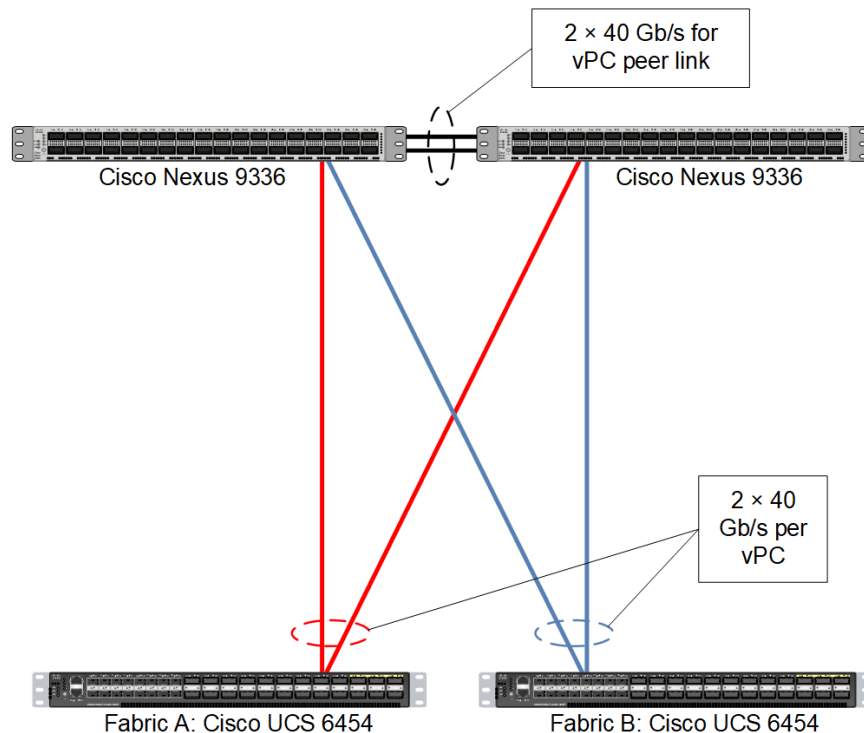
The Cisco UCS B200 Blade Server and Cisco B480 M5 Blade Server used in this topology are hosted within a Cisco UCS 5108 Blade Server Chassis. They connect into the fabric interconnects from the chassis using Cisco UCS 2208XP Fabric Extender IOMs. The 2208XP IOM supports 10 Gbps connections to the 10/25 Gbps ports of the Cisco UCS 6454 Fabric Interconnects, delivering high port availability.

The following figure shows the network topology from the UCS Blade Servers to the VSP E590 or VSP E790 through the 2208XP IOMs.



The application gateways are hosted by the pair of Cisco Nexus 9336 switches, but primary routing is passed on to an existing router that is upstream of the converged infrastructure for the SAP HANA environment.

The following figure shows the upstream network for the application gateway.



For the SAP HANA nodes, you need to make network connections to the Cisco Nexus 9336 switches or to other external switches. Bond the corresponding two ports, ethX and ethY, as bond0 at the operating system level using the active-active network bond mode with the following options:

```
mode=802.3ad miimon=100 xmit_hash_policy=2 lacp_rate=fast mtu=9000
```

This network acts as the client network for the SAP HANA node.

Storage configuration



Note: Each implementation of this reference architecture can use a different storage architecture. Validation for this environment used Hitachi Virtual Storage Platform E590 (VSP E590) or VSP E790 as external storage.

You need the following storage components to implement a scale-up SAP HANA system with Cisco UCS B200 Blade Servers or Cisco B480 M5 Blade Servers in a Cisco UCS 5108 Blade Server Chassis and VSP E590 or VSP E790 using NVMe SSDs:

- Cisco VIC FCoE host bus adapter (HBA)
- Storage, such as VSP E590 or VSP E790 with NVMe SSDs
- Storage drive box trays (DBS drive boxes)
- Spare drives

Use the port properties listed in the following table.

For this setting	Use this value
Port Security	Enabled
Port Speed	32 Gbps
Fabric	OFF
Connection Type	P-to-P

The SAP HANA node needs the following storage layout:

- Operating system volume
- SAP HANA shared volume
- SAP HANA log volume
- SAP HANA data volume

This reference architecture uses a dynamic provisioning pool design for the storage layout that ensures maximum utilization and optimization at a lower cost.

Use two dynamic provisioning pools with the specific parity groups listed in the following table for the storage layout.

Dynamic Provisioning Pool Name	Purpose	Parity Group RAID Level and Disks
OS_SH_Data_Pool	Operating system LUN SAP HANA shared LUN	RAID-5 (6D+1P), 1.9 TB SSD drives

Dynamic Provisioning Pool Name	Purpose	Parity Group RAID Level and Disks
	Data LUN	
Log_Pool	Log LUN	RAID-5 (6D+1P), 1.9 TB SSD drives

The example layout uses the dynamic provisioning pool layout on the VSP E590 or VSP E790 used for SAP HANA TDI solution validation with 768 GB and a 1.5 TB scale-up system.

Dynamic Provisioning Pool	Parity Group ID	Parity Group RAID Level and Disks	LDEV ID	LDEV Name	LDEV Size (GB)	MPU Assignment
OS_SH_Data_Pool	1	RAID 5 (6D +1P), 1.9 TB SSD Drives	00:00:01	OS_SH_DA_Pool_1	2640	MPU-10
			00:00:02	OS_SH_DA_Pool_2	2640	MPU-20
			00:00:03	OS_SH_DA_Pool_3	2640	MPU-10
			00:00:04	OS_SH_DA_Pool_4	2640	MPU-20
Log_Pool	2	RAID 5 (6D +1P), 1.9 TB SSD Drives	00:01:01	Log_Pool_1	2640	MPU-10
			00:01:02	Log_Pool_2	2640	MPU-20
			00:01:03	Log_Pool_3	2640	MPU-10
			00:01:04	Log_Pool_4	2640	MPU-20

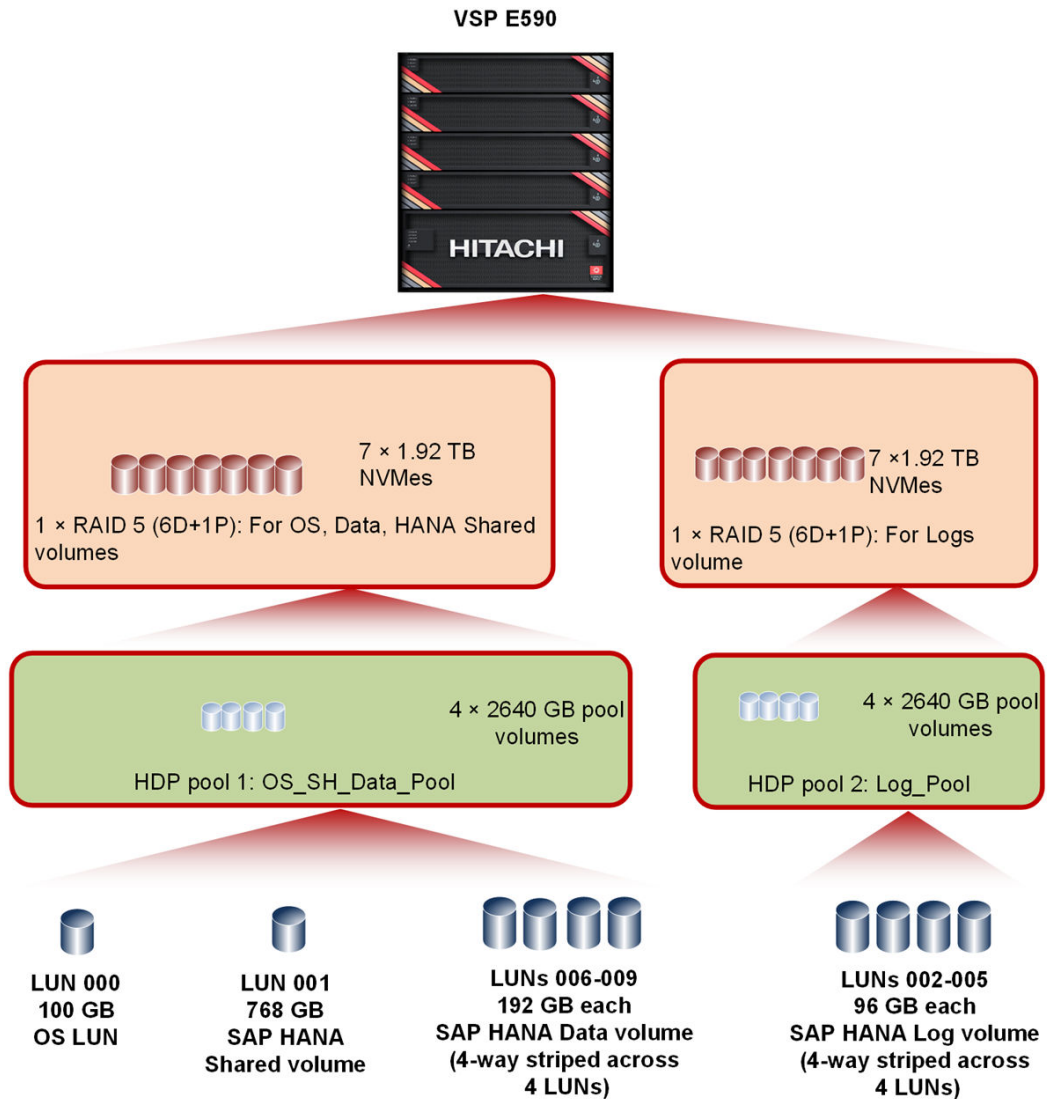
Provision the virtual volumes for the operating system, SAP HANA shared, data, and log volumes. While mapping the LUN path assignment for each node, add vVols in the following order:

1. The operating system volume
2. The SAP HANA shared volume
3. The log volume
4. The data volume

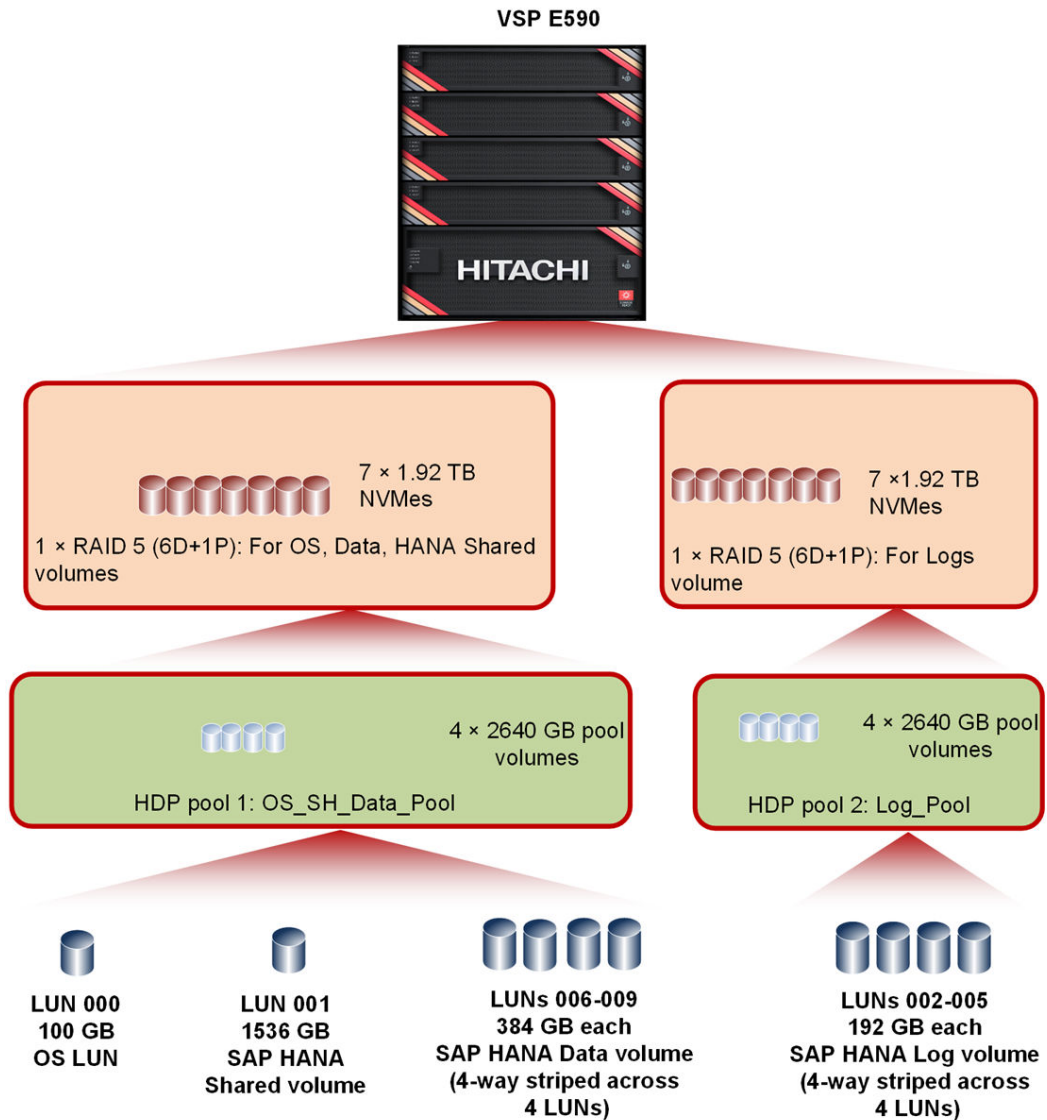
The following table lists the settings used during validation for a SAP HANA TDI solution with 768 GB and a 1.5 TB scale-up system.

Dynamic Provisioning Pool	Virtual Volume ID	Virtual Volume Name	Virtual Volume Size	MPU Assignment	System Memory
OS_SH_Data_Pool	00:02:00	HANA_OS	100 GB	MPU-10	768 GB
	00:03:00	HANA_OS	100 GB	MPU-20	1536 GB
	00:02:01	HANA_SH	768 GB	MPU-10	768 GB
	00:03:01	HANA_SH	1536 GB	MPU-20	1536 GB
Log_Pool	00:02:02	HANA_LOG_1	96 GB	MPU-10	768 GB
	00:02:03	HANA_LOG_2	96 GB	MPU-20	
	00:02:04	HANA_LOG_3	96 GB	MPU-10	
	00:02:05	HANA_LOG_4	96 GB	MPU-20	
Log_Pool	00:03:02	HANA_LOG_1	192 GB	MPU-10	1536 GB
	00:03:03	HANA_LOG_2	192 GB	MPU-20	
	00:03:04	HANA_LOG_3	192 GB	MPU-10	
	00:03:05	HANA_LOG_4	192 GB	MPU-20	
OS_SH_Data_Pool	00:02:06	HANA_DATA_1	192 GB	MPU-10	768 GB
	00:02:07	HANA_DATA_2	192 GB	MPU-20	
	00:02:08	HANA_DATA_3	192 GB	MPU-10	
	00:02:09	HANA_DATA_4	192 GB	MPU-20	
OS_SH_Data_Pool	00:03:06	HANA_DATA_1	384 GB	MPU-10	1536 GB
	00:03:07	HANA_DATA_2	384 GB	MPU-20	
	00:03:08	HANA_DATA_3	384 GB	MPU-10	
	00:03:09	HANA_DATA_4	384 GB	MPU-20	

The following figure shows the storage layout for a SAP HANA system with 768 GB memory used for validation.



The following figure shows the storage layout for a SAP HANA system with 1.5 TB memory size used for validation.



The following table lists the LUN path assignment used when validating this environment.

LUN ID	LDEV ID	LDEV Name
0000	00:02:00	HANA_OS
0001	00:02:01	HANA_SH
0002	00:02:02	HANA_LOG_1
0003	00:02:03	HANA_LOG_2
0004	00:02:04	HANA_LOG_3
0005	00:02:05	HANA_LOG_4
0006	00:02:06	HANA_DATA_1
0007	00:02:07	HANA_DATA_2
0008	00:02:08	HANA_DATA_3
0009	00:02:09	HANA_DATA_4

SAP HANA configuration

See the [SAP HANA Server Installation Guide](#), which describes the installation process. Click here to view all [SAP installation and administration documentation](#).

Install the following SAP HANA software components on the server:

- Database
- Client

Engineering validation

The test methodology for validating this SAP HANA TDI solution using a Cisco UCS 5108 Blade Server Chassis, Cisco B200 M5, and Cisco B480 M5 Blade Servers in an enterprise storage configuration with VSP E590 or VSP E790 used the following:

- SAP HANA Hardware and Cloud Measurement Tools HCMT-052_0 was used for testing on these volumes for SLES 15 SP1 and RHEL 8.1:
 - Data volume
 - Log volume

For optimal use of the SAP HANA database, use the parameters listed in the following *global.ini* file. Use [SAP Note 2399079](#) to define the parameters in the *global.ini* file for SAP HANA 2.0:

```
[communication]
tcp_backlog = 2048
```

```

[fileio]
max_parallel_io_requests[data] = 64
max_submit_batch_size[data] = 64
size_kernel_io_queue[data] = 512
async_read_submit[data] = on
async_write_submit_blocks[data] = all
min_submit_batch_size[data] = 16
async_write_submit_active[data] = auto
max_parallel_io_requests[log] = 64
max_submit_batch_size[log] = 64
size_kernel_io_queue[log] = 512
async_read_submit[log] = on
async_write_submit_blocks[log] = all
min_submit_batch_size[log] = 16
async_write_submit_active[log] = auto

[multidb]
mode = multidb
database_isolation = low
singletenant = yes

[persistence]
basepath_datavolumes = /hana/data/HIT
basepath_logvolumes = /hana/log/HIT

```

References

See these references when designing your system:

- [UCS Hardware and Software Compatibility](#) from Cisco
- [Release Notes](#) from Cisco
- [Recommended Cisco NX-OS Releases for Cisco Nexus 9000 Series Switches](#)
- [Hitachi Interoperability Reports](#)
- [Hitachi Virtual Storage Platform E series family](#)
- [Cisco and Hitachi Adaptive Solutions for SAP HANA Tailored Data Center Integration using MDS with VSP E590 or VSP E790 Reference Architecture Guide](#)

Product descriptions

The following products are used in this solution.

Hitachi Virtual Storage Platform E series Family

The Hitachi Virtual Storage Platform E series family (VSP E590, E790, and E990) provides agile and automated storage built upon the innovative technologies found in our high-end enterprise systems. The expansion of the VSP E Series portfolio includes 2 new all NVMe flash models that deliver super charged, ultra-low latency performance for the business-critical applications that small and midsized businesses rely on. The E590 and E790 make enterprise class storage available to even more customers

- **Improve IT agility:** “Faster-to-market” for IT projects with proven high-performance infrastructure. Brings “enterprise-class” features and benefits to customers of all sizes whose business is outpacing their existing infrastructure and supports modern business processes like DevOPs.
- **Financial elasticity that aligns costs to business goals, growth and use:** Customers can “have it their way” with purchase, lease or cloud-like consumption models.
- **Improved workforce efficiency:** a better digital experience which boosts customer satisfaction (with both internal LOBs and end-users) and increases business productivity and profitability.

Cisco Unified Computing System

The Cisco Unified Computing System is a next-generation data center platform that unites compute, network, storage access, and virtualization into a cohesive system designed to reduce total cost of ownership (TCO) and increase business agility. Managed as a single system, whether it has one server or hundreds of servers with thousands of virtual machines, the Cisco Unified Computing System decouples scale from complexity. The Cisco Unified Computing System accelerates the delivery of new services simply, reliably, and securely through end-to-end provisioning and migration support for both virtualized and nonvirtualized systems.

SAP HANA

SAP HANA converges database and application platform capabilities in-memory to transform transactions, analytics, text analysis, predictive and spatial processing so businesses can operate in real-time. This combines database, data processing, and application platform capabilities in a single in-memory platform. Also, the platform provides libraries for predictive, planning, text processing, spatial, and business analytics all on the same architecture. This architecture comes from leading hardware partners of SAP, including Hitachi Vantara.

By eliminating the divide between transactions and analytics, SAP HANA allows you to answer any business question anywhere in real time.

As a SAP customer, you can [download more information](#), including the following:

- SAP HANA Master Guide

This is the central starting point for the technical implementation of SAP HANA. Use this for basic concepts and for planning.

- SAP HANA Server Installation and Update Guide

Use the various installation guides to install the required SAP In-Memory Database and the other software components for the different replication technologies.

- SAP HANA Administration Guide

This provides the central operations documentation for the on-premises deployment of the SAP HANA Platform.

[SAP HANA hardware directory](#) provides information about SAP HANA appliances certified by SAP hardware partners.

Hitachi Storage Virtualization Operating System RF

[Hitachi Storage Virtualization Operating System RF](#) powers the Hitachi Virtual Storage Platform (VSP) family. It integrates storage system software to provide system element management and advanced storage system functions. Used across multiple platforms, Storage Virtualization Operating System includes storage virtualization, thin provisioning, storage service level controls, dynamic provisioning, and performance instrumentation.

Flash performance is optimized with a patented flash-aware I/O stack, which accelerates data access. Adaptive inline data reduction increases storage efficiency while enabling a balance of data efficiency and application performance. Industry-leading storage virtualization allows SVOS RF to use third-party all-flash and hybrid arrays as storage capacity, consolidating resources for a higher ROI and providing a high-speed front end to slower, less-predictable arrays.

Hitachi Vantara



Corporate Headquarters
2535 Augustine Drive
Santa Clara, CA 95054 USA
HitachiVantara.com | community.HitachiVantara.com

Contact Information
USA: 1-800-446-0744
Global: 1-858-547-4526
HitachiVantara.com/contact