

Hitachi Solution for Databases - Reference Architecture for Oracle RAC Database 19c with VSP E1090 and Single socket HA820 G3

Reference Architecture Guide

© 2024 Hitachi Vantara LLC. All rights reserved.

No part of this publication may be reproduced or transmitted in any form or by any means, electronic or mechanical, including copying and recording, or stored in a database or retrieval system for commercial purposes without the express written permission of Hitachi, Ltd., or Hitachi Vantara LLC (collectively "Hitachi"). Licensee may make copies of the Materials provided that any such copy is: (i) created as an essential step in utilization of the Software as licensed and is used in no other manner; or (ii) used for archival purposes. Licensee may not make any other copies of the Materials. "Materials" mean text, data, photographs, graphics, audio, video and documents.

Hitachi reserves the right to make changes to this Material at any time without notice and assumes no responsibility for its use. The Materials contain the most current information available at the time of publication.

Some of the features described in the Materials might not be currently available. Refer to the most recent product announcement for information about feature and product availability, or contact Hitachi Vantara LLC at https://support.hitachivantara.com/en_us/contact-us.html.

Notice: Hitachi products and services can be ordered only under the terms and conditions of the applicable Hitachi agreements. The use of Hitachi products is governed by the terms of your agreements with Hitachi Vantara LLC.

By using this software, you agree that you are responsible for:

1. Acquiring the relevant consents as may be required under local privacy laws or otherwise from authorized employees and other individuals; and
2. Verifying that your data continues to be held, retrieved, deleted, or otherwise processed in accordance with relevant laws.

Notice on Export Controls. The technical data and technology inherent in this Document may be subject to U.S. export control laws, including the U.S. Export Administration Act and its associated regulations, and may be subject to export or import regulations in other countries. Reader agrees to comply strictly with all such regulations and acknowledges that Reader has the responsibility to obtain licenses to export, re-export, or import the Document and any Compliant Products.

Hitachi and Lumada are trademarks or registered trademarks of Hitachi, Ltd., in the United States and other countries.

AIX, AS/400e, DB2, Domino, DS6000, DS8000, Enterprise Storage Server, eServer, FICON, FlashCopy, GDPS, HyperSwap, IBM, Lotus, MVS, OS/390, PowerHA, PowerPC, RS/6000, S/390, System z9, System z10, Tivoli, z/OS, z9, z10, z13, z14, z15, z16, z/VM, and z/VSE are registered trademarks or trademarks of International Business Machines Corporation.

Active Directory, ActiveX, Bing, Excel, Hyper-V, Internet Explorer, the Internet Explorer logo, Microsoft, Microsoft Edge, the Microsoft corporate logo, the Microsoft Edge logo, MS-DOS, Outlook, PowerPoint, SharePoint, Silverlight, SmartScreen, SQL Server, Visual Basic, Visual C++, Visual Studio, Windows, the Windows logo, Windows Azure, Windows PowerShell, Windows Server, the Windows start button, and Windows Vista are registered trademarks or trademarks of Microsoft Corporation. Microsoft product screen shots are reprinted with permission from Microsoft Corporation.

All other trademarks, service marks, and company names in this document or website are properties of their respective owners.

Copyright and license information for third-party and open source software used in Hitachi Vantara products can be found in the product documentation, at <https://www.hitachivantara.com/en-us/company/legal.html> or https://knowledge.hitachivantara.com/Documents/Open_Source_Software.

Feedback

Hitachi Vantara welcomes your feedback. Please share your thoughts by sending an email message to SolutionLab@HitachiVantara.com. To assist the routing of this message, use the paper number in the subject and the title of this white paper in the text.

Revision history

| Revision | Changes | Date |
|--------------|-----------------|------------------|
| MK-SL-281-00 | Initial release | January 16, 2024 |

Reference Architecture Guide

Use this reference architecture guide to understand how Hitachi Solution for Databases provides a high-performance, low latency, integrated, converged solution for Oracle Database using Hitachi Virtual Storage Platform E1090 (VSP E1090). The environment uses VSP E1090, the single socket Hitachi Advanced Server HA820 G3, and HA810 G3 with Sapphire Rapids Scalable Processors. With these products, you can design an Oracle converged infrastructure to meet your requirements and budget.

This solution uses the high-performing single socket Hitachi Advanced Server HA820 G3 to boost performance and lower I/O latency. The VSP E1090 storage system with NVMe SSDs is also used in this reference architecture to run a dedicated Oracle Database 19c with the Oracle Real Application Clusters (RAC) option on the Oracle Linux 9.1 operating system. Hitachi Advanced Server HA810 G3 is dedicated for management applications. This document is intended for:

- Database administrators
- Storage administrators
- Database performance analyzers
- IT professionals responsible for planning and deploying an Oracle Database solution

To use this reference architecture guide, you must be familiar with the following:

- Hitachi Virtual Storage Platform E1090
- Hitachi Advanced Server HA820 G3
- Hitachi Advanced Server HA810 G3
- Storage area networks
- Oracle 19c RAC Database
- Oracle Automatic Storage Management (Oracle ASM)
- Oracle Linux



Note: This configuration was tested in a lab environment. Many factors affect production environments beyond prediction or duplication in a lab environment. Before deployment of this solution, follow the recommended practice of conducting proof-of-concept testing for acceptable results in a non-production, isolated test environment that otherwise matches your production environment and workload.

Solution overview

The Hitachi solution for Oracle RAC databases on Hitachi Unified Compute Platform (UCP) for Oracle Database is engineered, pre-tested, and qualified to provide high performance and high reliability in demanding and dynamic Oracle environments.

This reference architecture implements Hitachi Unified Compute Platform for Oracle Real Application Clusters on two nodes using Hitachi Virtual Storage Platform E1090. It addresses the high availability, performance, and scalability requirements for OLTP and OLAP workloads. This solution was developed using Intel Whitley Platform-based single socket Hitachi Advanced Server HA820 G3, HA810 G3, and VSP E1090 storage systems for the management server environment.

Business benefits

Here are some benefits of this reference architecture:

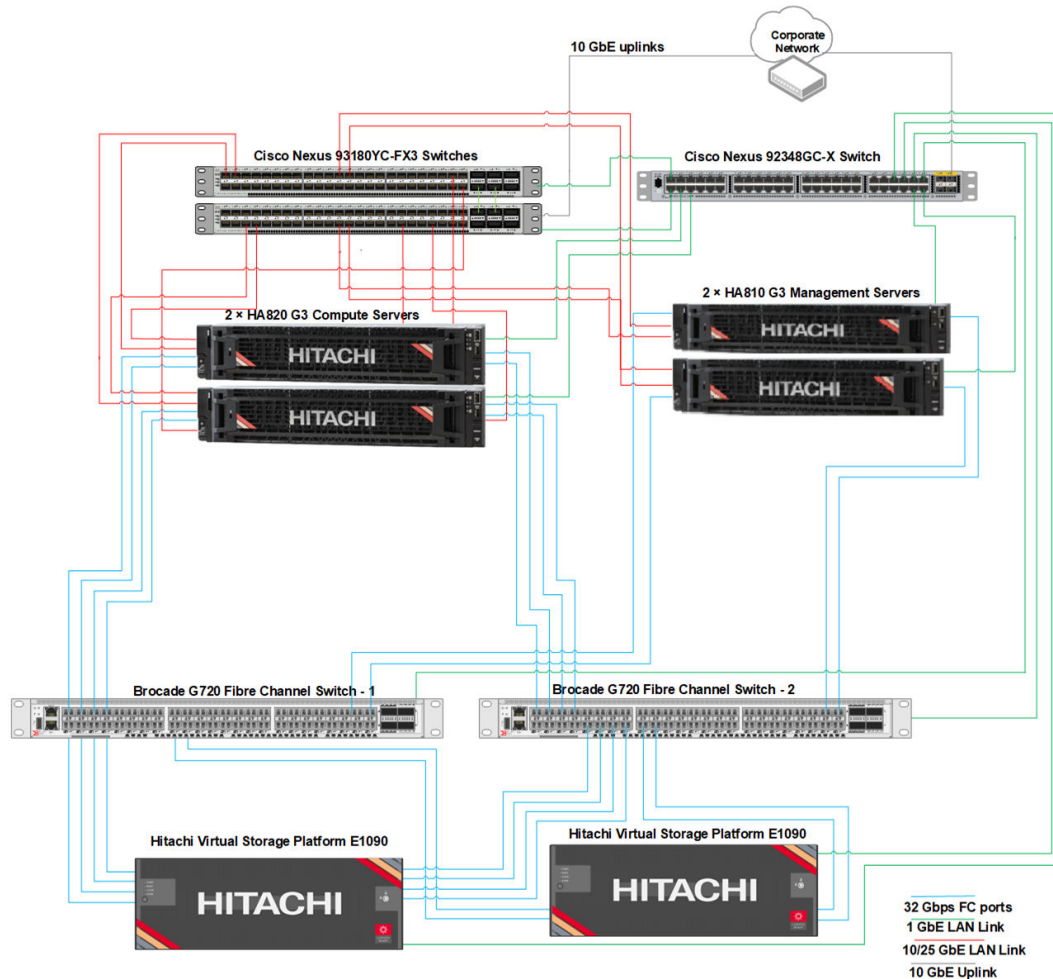
- Achieves high Oracle Database performance with VSP E1090.
- Provides a solution for customers who are looking for very low I/O latency for Oracle RAC database.

High level infrastructure

VSP E1090 and HA820 G3 were configured with fully redundant hardware for dual fabric connectivity between hosts and storage.

The following figure shows the high-level architecture diagram using VSP E1090 and single socket HA820 G3 for a two-node Oracle 19c RAC configuration, and two HA810 G3 servers for management of the architecture.

Data volumes for the management servers were configured on a VSP E1090, which was shared across different management nodes. The VSP E1090 is not required in your environment. Data volumes can also be configured on the VSP E990 or other VSP storage systems.



To avoid a performance impact to the production database, Hitachi Vantara recommends using a configuration with the following:

- A dedicated storage system for the production database.
- A dedicated storage system for data replication at a different site for business continuity, if needed.

Hitachi Vantara recommends using pairs of 25 Gbps NICs for the cluster interconnect network and public network.

Uplink speed to the corporate network depends on the customer environment and requirements. The Cisco Nexus 93180YC-FX3 switches can support uplink speeds of 40 GbE or 100 GbE if higher bandwidth is required.

Key solution components

The key components for this solution are listed in this section.

The following tables list the hardware components used in the solution.

| Hardware | Detailed Description | Version | Quantity |
|---------------------------|---|--|----------|
| Hitachi Vantara VSP E1090 | 2 × CHB pairs 8 × 32 Gbps Fibre Channel ports 1024 GB cache memory 48 × 1.9 TB NVMe SSDs | 93-07-01-80/00 | 1 |
| Hitachi Vantara HA820 G3 | 1 × Intel Xeon Platinum 8470 52C CPUs @ 2.00GHz 512 GB (32 GB × 16) RDIMM DDR5 Synchronous Registered (buffered) 4800 MHz | System ROM: U54 v1.30 (02/16/2023) iLO 6: 1.30 Feb 28 2023 | 2 |
| | 1 × Dual Port 25 GbE NIC Intel E810 PCIe cards | Driver: ice Driver version: 0.8.2-k (inbox) Firmware: 4.10 | |
| | 1 × Dual port 25GE NIC Intel E810 OCP cards | Driver: ice Driver version: 0.8.2-k (inbox) Firmware: 4.10 | |
| | 2 × SN1610E 32Gb 2p Fibre Channel HBAs | Driver: lpfc Driver version: 14.0.499.31 Firmware: 14.0.499.29 | |
| Hitachi Vantara HA810 G3 | 2 × Intel Xeon processors 4310, 12-core, 2.10 GHz, 120W 256 GB (32 GB × 8) DIMM DDR5-4800 Synchronous Registered (Buffered) 4800 MHz | System ROM: U54 v1.30 (02/16/2023) iLO 6: 1.30 Feb 28 2023 | 2 |

| Hardware | Detailed Description | Version | Quantity |
|---|--|---|----------|
| | 1 × 480 GB NVMe disk NS204i-u Gen11 Boot Controller | | |
| | 1 × Dual Port 25 GbE NIC Intel E810 PCIe card | Driver: ice Driver Version: 0.8.2-k (inbox) Firmware: 4.10 | |
| | 2 × SN1610E 32Gb 2p Fibre Channel HBAs | Driver: lpfc Driver version: 14.0.499.31 Firmware: 14.0.499.29 | |
| Brocade G720 Fibre Channel switches | 48 × 32 Gbps ports Fibre Channel switches 32 Gbps SFPs | Fabric OS: v9.1.1b | 2 |
| Cisco Nexus 93180YC-FX3 | 48 × 10/25 GbE ports 6 × 40/100 Gbps Quad SFP (QSFP28) ports | NXOS: version 9.3.8 | 2 |
| Cisco Nexus 92348GC-X | 48 × 1 GbE ports Ethernet switches | NXOS: version 9.3.8 | 1 |

*Customers can choose larger capacity SSDs to fit their business requirements.

Certain components are optional depending on the existing infrastructure and required interconnect topology. This might include the SAN, IP switches, and the management servers. However, this reference architecture documents the environment tested in the lab to support a full deployment of the architecture including supporting components.

The following table lists the software components used in the solution.

| Software | Version | Function |
|---------------------------------|-------------|--|
| Oracle Linux | 9.1 | Operating system |
| Oracle Database | 19.19.0.0.0 | Database software |
| Oracle Real Application Cluster | 19.19.0.0.0 | Cluster software |
| Oracle Grid Infrastructure | 19.19.0.0.0 | Volume management, file system software, and Oracle Automatic Storage Management (ASM) |

The following table lists the management node software components.

| Software | Version | Function |
|--|---------------------|--|
| ESXi | 7.0 U3 | Hypervisor for management server |
| vCenter Server | 7.0 U3 | VMware cluster management server |
| Hitachi Device Manager - Storage Navigator | Microcode dependent | Storage management software |
| Hitachi Ops Center | 10.9.2-00 | Hitachi infrastructure management software |

Solution design

This section describes the reference architecture environments used to implement Hitachi Unified Compute Platform (UCP) for Oracle with the Real Application Clusters option. Each environment uses a single Hitachi Virtual Storage Platform E1090.

The infrastructure configuration includes the following:

- Oracle RAC Servers – There are two server nodes configured in an Oracle Real Application Cluster.
- Management Servers – Two servers are used in the management server cluster.
- Storage System – There are vVols mapped to each port that are presented to the servers as LUNs.
- SAN Connection – There are SAN connections to connect the Fibre Channel HBA ports to the storage through Brocade G720 switches.

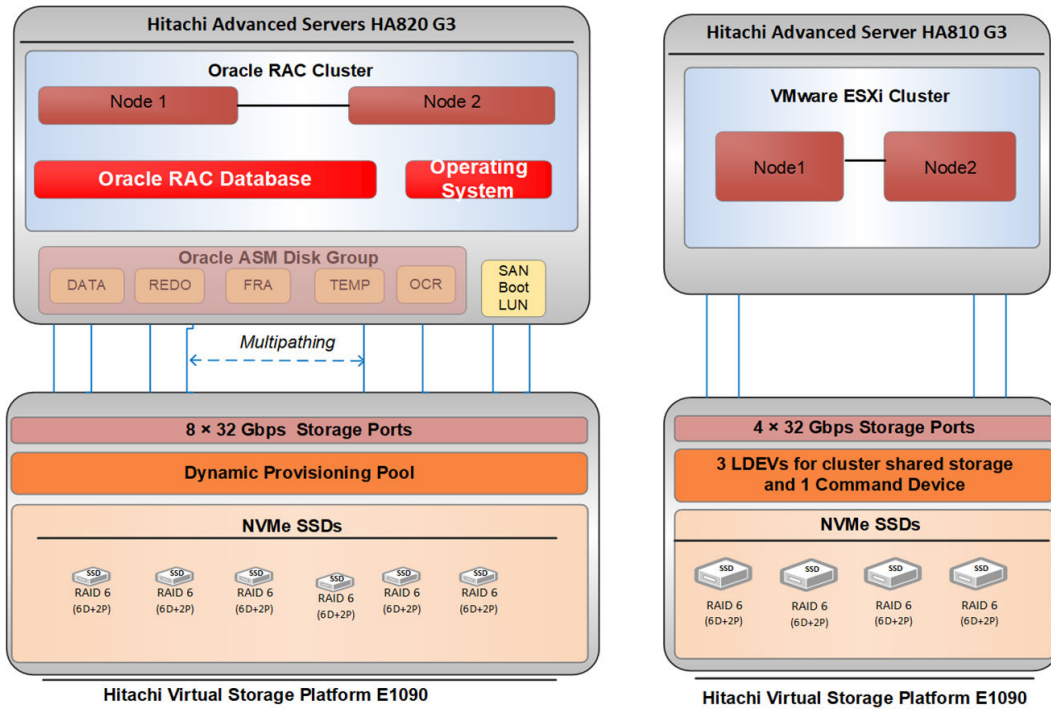
Storage architecture

This section describes the storage architecture for this solution.

Storage configuration

The storage configuration takes into consideration Hitachi Vantara and Oracle recommended best practices for the design and deployment of database storage.

The high-level storage configuration diagram for this solution is shown in following figure.



The following table lists the storage pool configuration used for this solution and lab verification.

| Pool ID | Oracle(0) |
|----------------------|---------------------------|
| Pool Type | Dynamic Provisioning Pool |
| RAID Group | 1-1 to 1-6 |
| RAID Protection Type | RAID 6 (6D+2P) |
| Drive Type/Capacity | 1.9 TB NVMe SSD |
| Number of Drives | 48 |
| Number of LDEVs | 48 |
| LDEV Size(s) | 1320 GB |
| Pool Capacity | 61.86 TB |

The following table lists the logical storage configuration used in this solution.

| Item | Value/Description | | | | | |
|------------------------|--|-------------------------|-----------------------------------|------|---|---------------------|
| Total number of DPVols | 32 | 3 | 10 | 4 | 4 | 2 |
| DPVols size (GB) | 200 | 15 | 20 | 200 | 2000 | 380 |
| ASM diskgroup | DATA | OCR | REDO | TEMP | FRA | N/A |
| Purpose | OLTP application tablespaces System Sysaux Undo | Oracle Cluster Registry | Online redo Logs Control files | Temp | Incremental backups Archived redo Logs Control file Auto backups | SAN boot OS volumes |
| Storage Port | 3A, 3B, 7A, 7B, 4A, 4B, 8A, 8B | | | | | |

The following table lists the VSP E1090 management server configuration.

| Item | Value/Description |
|-------------------------------------|---------------------------------|
| Purpose | VMware Datastores CCI device |
| RAID level | RAID 6 (6D+2P) |
| Drive type | 1.9 TB NVMe SSD |
| Number of drives | 48 |
| Number of Pool LDEVs | 4 |
| LDEV size(s) | 3 × 1000 GB |
| Number and size of CCI devices | 1 × 100 MB |
| Storage port for management servers | 7A, 7B, 8A, 8B |

6 × RAID 6 groups consisting of 48 × 1.9 TB NVMe SSD drives configured as RAID 6 (6D +2P) were used as shared storage for the management server cluster. A 3 TB LUN and a command device were mapped to four storage ports.

Additional LUNs can be mapped if necessary. The test environment was configured using a dedicated RAID group for the management cluster. You can also configure this solution using dedicated RAID groups, a dedicated HDP pool, or capacity on the HDP pool configured for the Oracle environment according to customer requirements.

Database layout

The database layout design uses recommended best practices from Hitachi Vantara for Hitachi Virtual Storage Platform E1090 for small random I/O traffic, such as OLTP transactions. The layout design also considers Oracle ASM best practices when using Hitachi storage.

The storage design for the database layout should be based on application-specific requirements. Design can vary greatly across implementations based on RAID configuration and number of drives allocated. The components in this solution have the flexibility to accommodate various deployment scenarios by providing the right balance between performance and ease of management.

Oracle configuration

- Data and Index Tablespaces - Assign an ASM diskgroup with external redundancy for data and index tablespaces.
- TEMP Tablespace - Place the TEMP tablespace in the TEMP ASM diskgroup.
- Undo Tablespace - Create an UNDO tablespace in the Oracle Data ASM diskgroup. Assign one UNDO tablespace for each node in the Oracle RAC environment.
- Online Redo Logs - Create an ASM diskgroup with external redundancy for Oracle online Redo logs.
- Oracle Cluster Registry and Voting Disk - Create an ASM diskgroup with normal redundancy to contain the OCR and voting disks and to protect against single disk failure and loss of cluster availability. Place each of these files in the OCR ASM diskgroups.

Oracle initial parameters

The following table lists Oracle ASM and database parameters.

| Category | Item | Value |
|--|-------------------------------|--------------------------------------|
| Oracle RAC option | RAC configuration | Yes |
| | ASM | Yes – to support Oracle RAC database |
| Oracle Database environment parameters | SGA_TARGET | 256 GB |
| | PGA_AGGREGATE_TARGET | 51 GB |
| | DB_CACHE_SIZE | 0 GB |
| | DB_KEEP_CACHE_SIZE | 0 GB |
| | DB_RECYCLE_CACHE_SIZE | 26 GB |
| | LOG_BUFFER | 512 MB |
| | USE_LARGE_PAGES | TRUE |
| | FILESYSTEMIO_OPTIONS | SETALL |
| | DB_FILE_MULTIBLOCK_READ_COUNT | 128 |
| | DISK_ASYNC_IO | TRUE |

Oracle ASM disk mappings

The following table lists volumes, LUNs, and ASM diskgroups.

| ASM Diskgroup | ASM Disk | LUN Details | Purpose |
|---------------|-------------------|-------------|---|
| OCR | OCR1 - OCR3 | 3 × 15 GB | Oracle cluster registry and voting disk |
| REDO | REDO01 - REDO16 | 10 × 20 GB | Online REDO log group |
| FRA | FRA01 - FRA16 | 4 × 2000 GB | Flash recovery area |
| TEMP | TEMP1 – TEMP16 | 4 × 200 GB | Temp |
| DATA | DATA001 – DATA128 | 32 × 200 GB | Application data |

Oracle server configuration

The following table lists the operating system configurations for Oracle servers.

| Server Configuration | Server OS Setting Details |
|------------------------------|---|
| RPMs for Oracle Database 19c | oracle-database-preinstall-19c |
| /etc/multipath.conf | user_friendly_names: yes find_multipaths: yes path_grouping_policy: multibus path_selector: "service-time 0" |
| Swap space | 64 GB |
| udev rule | Used 99-oracle-asmdevices.rules file to define device persistency rules |
| Parameter 'path_selector' | For OLTP Database, set "service-time 0" for path_selector in the /etc/multipath.conf file for the best performance. |

Management server configuration

The following table lists the VSP E1090 configuration for the management server cluster.

| Attribute | Value |
|---|--|
| Purpose | VMware shared datastores Command device |
| Number and size of LDEVs for datastores | 3 × 1000 GB |
| Number and size of command devices | 1 × 100 MB |
| Storage port for management servers | 7A, 7B, 8A, 8B |

Server and application architecture

This reference architecture uses two Hitachi Advanced Server HA820 G3 servers with 4th Generation Intel Xeon Scalable Processors (Sapphire Rapids) for each storage system architecture that was tested. Two Hitachi Advanced Server HA810 G3 servers were used for VMware ESXi management server configuration.

This provides the compute power for the Oracle RAC database to manage complex database queries and a large volume of transaction processing in parallel.

The following table lists the details of the Hitachi Advanced Server HA820 G3 and HA810 G3 server configurations for this solution.

| Hitachi Advanced Server | Server | Host Name | Role | CPU Core | RAM |
|-------------------------|---------------------|---------------|---------------------|--------------|---------------------|
| HA820 G3 | Oracle Server 1 | sgrac01 | Oracle RAC node 1 | 52 (1 × 52C) | 512 GB (32 GB × 16) |
| | Oracle Server 2 | sgrac02 | Oracle RAC node 2 | 52 (1 × 52C) | 512 GB (32 GB × 16) |
| HA810 G3 | Management Server 1 | VMware ESXi 1 | Management VM hosts | 64 (2 × 32C) | 256 GB (16 GB × 16) |
| | Management Server 2 | VMware ESXi 2 | | 64 (2 × 32C) | 256 GB (16 GB × 16) |

SAN architecture

Map the provisioned LDEVs to multiple ports on each Hitachi Virtual Storage Platform E1090 (VSP E1090). These LDEV port assignments provide multiple paths to the storage system from the host for high availability. This reference architecture uses two dual port Emulex HBAs for each single socket HA820 G3 server.

The SAN architecture includes:

- 8 SAN switch connections for VSP E1090 Fibre Channel ports.
- 8 SAN switch connections for server HBA ports.
- 4 SAN switch connections for VSP E1090 Fibre Channel ports.
- 4 SAN switch connections for management server HBA ports.

The following tables list the Fibre Channel switch connection configuration on the VSP E1090 and database servers.

| Server | HBA Ports | Storage HostGroup | Switch Zone | Storage Port | Brocade G720 Switch |
|-------------------|-----------|--------------------|------------------------------------|--------------|---------------------|
| HA820 G3 Server 1 | HBA1_1 | HA820_G3_62_HBA1_1 | HA820_G3_62_HBA1_1_VSP_E1090_33_3A | 3A | SAN-switch1 |
| | HBA1_2 | HA820_G3_62_HBA1_2 | HA820_G3_62_HBA1_2_VSP_E1090_33_4A | 4A | SAN-switch2 |
| | HBA2_1 | HA820_G3_62_HBA2_1 | HA820_G3_62_HBA2_1_VSP_E1090_33_3B | 3B | SAN-switch1 |
| | HBA2_2 | HA820_G3_62_HBA2_2 | HA820_G3_62_HBA2_2_VSP_E1090_33_4B | 4B | SAN-switch2 |
| HA820 G3 Server 2 | HBA1_1 | HA820_G3_64_HBA1_1 | HA820_G3_64_HBA1_1_VSP_E1090_33_7A | 7A | SAN-switch1 |
| | HBA1_2 | HA820_G3_64_HBA1_2 | HA820_G3_64_HBA1_2_VSP_E1090_33_8A | 8A | SAN-switch2 |
| | HBA2_1 | HA820_G3_64_HBA2_1 | HA820_G3_64_HBA2_1_VSP_E1090_33_7B | 7B | SAN-switch1 |
| | HBA2_2 | HA820_G3_64_HBA2_2 | HA820_G3_64_HBA2_2_VSP_E1090_33_8B | 8B | SAN-switch2 |
| HA810 G3 Server 1 | HBA1_1 | HA810_G3_68_HBA1_1 | HA810_G3_68_HBA1_1_ASE32_50_7A | 7A | SAN-switch1 |
| | HBA1_2 | HA810_G3_68_HBA1_2 | HA810_G3_68_HBA1_2_ASE32_50_8A | 8A | SAN-switch2 |
| HA810 G3 Server 2 | HBA1_1 | HA810_G3_69_HBA1_1 | HA810_G3_69_HBA1_1_ASE32_50_7B | 7B | SAN-switch1 |

| Server | HBA Ports | Storage HostGroup | Switch Zone | Storage Port | Brocade G720 Switch |
|--------|-----------|--------------------|--------------------------------|--------------|---------------------|
| | HBA1_2 | HA810_G3_69_HBA1_2 | HA810_G3_69_HBA1_2_ASE32_50_8B | 8B | SAN-switch2 |



Note: In a production environment, separate storage ports are recommended for the management servers to avoid impacting database performance. Shared storage ports can be used; however, port utilization should be monitored to avoid performance issues in high-performance environments.

Network architecture

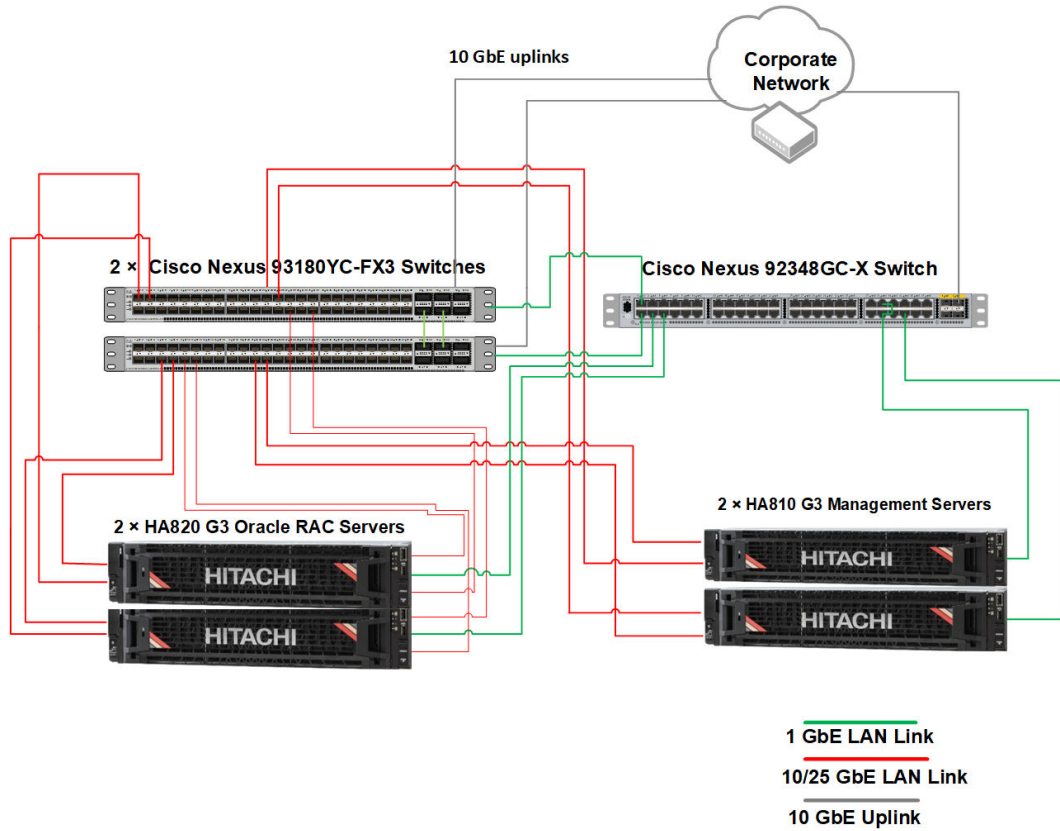
This architecture uses the following separate networks:

- Private Network (also called cluster interconnect) — This network must be scalable. In addition, it must meet the low latency needs of the network traffic generated by the cache synchronization of Oracle Real Application Clusters and inter-node communication among the nodes in the cluster.
- Public Oracle Network — This network provides client connections to Oracle Real Application Clusters and other applications.
- Management Network — This network is for hardware management console connections.

Note that Hitachi Vantara recommends using pairs of 25 Gbps NICs for the cluster interconnect network and public network. Observe these guidelines when configuring private and public networks in your environment:

- For each server in the clusterware configuration, use at least two identical, high-bandwidth, low-latency NICs for the interconnection.
- Use NIC bonding to provide failover and load balancing of interconnections within a server.
- Set all NICs to full duplex mode.
- Use at least two public NICs for client connections to the application and the database.
- Use at least two private NICs for the cluster interconnect.

The following figure shows the IP network switch connection.



When creating NIC bonding pairs, paired ports should be on different cards to eliminate a single point of failure (SPoF).

The following table lists the test network configuration. Your values might be different.

| Server | NIC Port | VLAN/ Subnet | NIC Bond | IP Address | Network | Bandwidth (Gbps) | Cisco Nexus 93180YC-FX3 switch | |
|-------------------------------|--------------------------|-----------------|-------------|-----------------|------------------|---------------------|--------------------------------------|------|
| | | | | | | | Switch Number | Port |
| Oracle Database Server1 | NIC 1 PORT 1 | 208 | Bond0 | 192.168.208.91 | Private | 25 | 1 | 31 |
| | NIC 2 PORT 1 | | | | | 25 | 2 | |
| | NIC 1 PORT 2 | 242 | Bond1 | 192.168.242.91 | Public Oracle | 25 | 1 | 32 |
| | NIC 2 PORT 2 | | | | | 25 | 2 | |
| | iLo- Dedicated NIC | 242 | - | 192.168.242.161 | Manage- ment | 1 | - | |
| Oracle Database Server2 | NIC 1 PORT 1 | 208 | Bond0 | 192.168.208.92 | Private | 25 | 1 | 34 |
| | NIC 2 PORT 1 | | | | | 25 | 2 | |
| | NIC 1 PORT 2 | 242 | Bond1 | 192.168.242.92 | Public Oracle | 25 | 1 | 35 |
| | NIC 2 PORT 2 | | | | | 25 | 2 | |
| | iLo- Dedicated NIC | 242 | - | 192.168.242.162 | Manage- ment | 1 | - | |
| Manage- ment Server 1 | iLo- Dedicated NIC | 242 | - | 192.168.242.169 | Manage- ment | 1 | - | |
| | NIC 1 PORT 1 | 244 | - | 192.168.244.101 | Public Oracle | 25 | 1 | |

| Server | NIC Port | VLAN/ Subnet | NIC Bond | IP Address | Network | Bandwidth (Gbps) | Cisco Nexus 93180YC-FX3 switch | |
|------------------------|--------------------------|-----------------|-------------|-----------------|------------------|---------------------|--------------------------------------|------|
| | | | | | | | Switch Number | Port |
| Management Server 2 | iLo- Dedicated NIC | 242 | - | 192.168.242.170 | Management | 1 | - | |
| | NIC 1 PORT 1 | 244 | - | 192.168.244.102 | Public Oracle | 25 | 1 | |

The following table lists the virtual IP address and SCAN name configuration that was used when testing the environment.

| Server | Virtual IP Address | Scan Name pub-scan |
|-------------------|--------------------|------------------------------------|
| Database Server 1 | 192.168.242.91 | 192.168.242.222 |
| Database Server 2 | 192.168.242.92 | 192.168.242.223 192.168.242.224 |

The following table lists the virtual machine configurations running on the management server cluster. Virtual machine configurations listed in this table were required for the versions used for testing in the lab.

| Virtual Machine | vCPU | Virtual Memory | Disk Capacity | IP Address |
|-------------------------------------|------|----------------|---------------|-----------------|
| vCenter | 2 | 10 GB | 300 GB | 192.168.242.102 |
| Hitachi Ops Center Administrator | 4 | 16 GB | 100 GB | 192.168.242.81 |
| Hitachi Ops Center Analyzer | 4 | 32 GB | 800 GB | 192.168.242.194 |
| Hitachi Ops Center detail view | 4 | 10 GB | 110 GB | 192.168.242.197 |

Engineering validation

This section summarizes the key observations from the validation test for the Hitachi Unified Compute Platform architecture for Oracle RAC deployment with Hitachi Virtual Storage Platform E1090.

Test methodology

Oracle Orion and the peakmarks 9.6 benchmark software tools were used to validate this solution.

Orion

Oracle Orion is a tool for predicting the performance of an Oracle database without having to install Oracle or create a database. Unlike other I/O calibration tools, Oracle Orion is expressly designed for simulating Oracle database I/O workloads using the same I/O software stack as Oracle. Orion can also simulate the effect of striping performed by Oracle Automatic Storage Management.

For more information about Orion, see “I/O Configuration and Design” in the Oracle Database Performance Tuning Guide at <https://docs.oracle.com/en/database/oracle/oracle-database/12.2/tgdba/IO-configuration-and-design.html#GUID-B89C41F4-B12A-49E1-BFB9-5BF978E2D6B3>.

peakmarks

Test results are demonstrated using peakmarks OLTP test cases.

[peakmarks](#) is benchmark software for Oracle platforms. It is used in our tests for the purposes of:

- Performance verification (quality assurance).
- Evaluation of different infrastructure products, technologies, and solutions (price/performance comparison).
- Performance optimization (efficiency)

This provides transparency and comparability in price versus performance considerations for Oracle infrastructure solutions.

Database configuration

The following table lists parameter details for a two-node Oracle Real Application Clusters ASM database.

| Oracle Database Parameter | Value |
|----------------------------|-------------|
| Compatible | 19.19.0.0.0 |
| cluster_database | TRUE |
| cluster_database_instances | 2 |
| Oracle Database size | 4 TB |
| Database storage type | ASM |
| Database fill factor | 80% |

Test environment

The 2 Node Oracle RAC database using a single socket Hitachi Advanced Server HA820 G3 and Hitachi Virtual Storage Platform E1090 storage was configured using the architecture mentioned in this document

We used 64 raw LUNs each of 200 GB for Orion testing. The peakmark database was 4 TB consisting of 53 ASM disks as part of various diskgroups, and peakmark test cases were executed for various workloads using this database.

The following table lists the test environment details.

| Item | Description | Value |
|--------------------------|----------------------|-------------------------|
| Operating system | - | OEL 9.1 |
| Workload type | - | OLTP/OLAP |
| Database size | - | 4 TB |
| Number of physical cores | CPU cores | 104 (2 × 52c) |
| Memory | Server memory | 1024 GB(2 × 512 GB) |
| Network | Cluster interconnect | 2 × 25 Gbps NIC bonding |

Test results

We performed database and clusterware validation tests for this software and hardware stack using single socket Hitachi Advanced Server HA820 G3 with VSP E1090 and found that all the database functionalities for Oracle database are running efficiently without any bugs or errors. We also validated database operations for various OLTP workloads using peakmark tools and found that all types of workloads executed smoothly with the best possible performance.

Product descriptions

The following products are used in this solution.

Hitachi Virtual Storage Platform E1090

The [Hitachi Virtual Storage Platform E1090 \(VSP E1090\)](#) storage system is a high-performance, large-capacity data storage system. The VSP E1090 all-flash arrays (AFAs) support NVMe and SAS solid-state drives (SSDs). The VSP E1090H hybrid models can be configured with both SSDs and hard disk drives (HDDs).

- The NVMe flash architecture delivers consistent, low-microsecond latency, which reduces the transaction costs of latency-critical applications and delivers predictable performance to optimize storage resources.
- The hybrid architecture allows for greater scalability and provides data-in-place migration support.

Hitachi Storage Virtualization Operating System RF

[Hitachi Storage Virtualization Operating System RF](#) powers the Hitachi Virtual Storage Platform (VSP) family. It integrates storage system software to provide system element management and advanced storage system functions. Used across multiple platforms, Storage Virtualization Operating System includes storage virtualization, thin provisioning, storage service level controls, dynamic provisioning, and performance instrumentation.

Flash performance is optimized with a patented flash-aware I/O stack, which accelerates data access. Adaptive inline data reduction increases storage efficiency while enabling a balance of data efficiency and application performance. Industry-leading storage virtualization allows SVOS RF to use third-party all-flash and hybrid arrays as storage capacity, consolidating resources for a higher ROI and providing a high-speed front end to slower, less-predictable arrays.

Hitachi Ops Center

Manage, optimize, orchestrate and protect your data with advanced IT analytics and automation using Hitachi Ops Center. Achieve new insights, accelerate resource delivery, eliminate risks, and speed innovation to modernize your data center operations.

Use the power of AI operations with the following:

- Administrator: Reduce storage management complexities for the Virtual Storage Platform. Intuitive graphical user interfaces (GUIs) and recommended configuration practices speed storage management operations so you spend more time on strategic efforts, not daily tasks.
- Analyzer: Improve IT operations with machine learning (ML) to drive resource service levels, utilization and automation at lower costs. Obtain operational visibility from virtual machines, servers, SAN switches to shared storage resources to optimize an application's full data path.
- Automator: Deliver resources up to 70% faster than manual processes. Free staff to focus on strategic initiatives.
- Protector: Meet tight service level requirements when protecting critical data and applications. Automatically support secondary business functions with data copies staff need to do their jobs. Make better use of backup data for activities, such as e-discovery and analysis. Simplify administration and replication management. Do it all with no disruption to production application availability and performance.

Hitachi Advanced Server HA820 G3

Hitachi Advanced Server HA820 G3 is a high-performance single-socket rackmount server designed for optimal performance and power efficiency. This allows owners to upgrade computing performance without overextending power consumption and offers non-latency support to virtualization environments that require the maximum memory capacity. Hitachi Advanced Server HA820 G3 provides flexible I/O scalability for today's diverse data center application requirements.

Optimized for performance, high density, and power efficiency in a single-processor server, HA800 G3 series servers deliver a balance of compute and storage capacity. These rack mounted servers have the flexibility to power a wide range of solutions and applications.

The highly scalable memory supports up to 4 TB RAM using 16 slots of 4800 MHz DDR5 RDIMM. HA820 G3 is powered by the Intel Xeon scalable processor family for complex and demanding workloads. Flexible OCP and PCIe I/O expansion card options are available.

The following applications were installed in individual virtual machines in this architecture and would be used in most cases:

- vCenter Server
- Hitachi Ops Center

Other management applications may be installed on additional virtual machines depending on customer needs and requirements.

Hitachi Advanced Server HA810 G3

Optimized for performance, high density, and power efficiency in a dual-processor server, Hitachi Advanced Server HA810 G3 delivers a balance of compute and storage capacity. This rack mounted server has the flexibility to power a wide range of solutions and applications

Highly scalable memory supports up to 4 TB RAM using 32 slots of 2200 MHz DDR5 RDIMM. HA810 G3 is powered by the Intel Xeon scalable processor family for complex and demanding workloads. There are flexible OCP and PCIe I/O expansion card options available.

The following applications were installed in individual virtual machines in this architecture and would be used in most cases:

- vCenter Server
- Hitachi Ops Center
- Oracle Enterprise Manager (OEM) 13c
- Hitachi Storage Adapter for Oracle Enterprise Manager
- Hitachi Server Adapter for Oracle Enterprise Manager
- Oracle Adapter Manager

Other management applications may be installed on additional virtual machines depending on customer needs and requirements.

Oracle Database with Real Application Clusters Option

Oracle Database has a multi-tenant architecture used to consolidate many databases quickly and manage them as a cloud service. Oracle Database also includes in-memory data processing capabilities for analytical performance. Additional database innovations deliver efficiency, performance, security, and availability. Oracle Database comes in two editions: Enterprise Edition and Standard Edition 2.

Oracle Real Application Clusters (Oracle RAC) is a clustered version of Oracle Database. It is based on a comprehensive high-availability stack that can be used as the foundation of a database cloud system, as well as a shared infrastructure. This ensures high availability, scalability, and agility for any application.

Oracle Automatic Storage Management (Oracle ASM) is a volume manager and file system for Oracle database files. This supports both single-instance Oracle Database and Oracle Real Application Clusters configurations. Oracle ASM is the recommended storage management solution that provides an alternative to conventional volume managers, file systems, and raw devices.

VMware ESXi

VMware ESXi is a foundation for the virtual infrastructure used for the management applications in this architecture. This allows the environment to operate independently from any general-purpose operating system, offering security, reliability, and simplified management.

VMware vCenter Server Appliance

The VMware vCenter Server Appliance is a preconfigured Linux virtual machine, which is optimized for running VMware vCenter Server and the associated services on Linux.

vCenter Server Appliance is an Open Virtualization Format (OVF) template. The appliance is imported to an ESXi host and configured through the web-based interface. It comes pre-installed with all the components needed to run a vCenter Server. These include vCenter SSO (Single Sign-on), Inventory Service, vSphere Web Client, and the vCenter Server itself.

Brocade switches from Broadcom

Brocade and Hitachi Vantara have partnered to deliver storage networking and data center solutions. These solutions reduce complexity and cost, as well as enable virtualization and cloud computing to increase business agility.

Brocade Fibre Channel switches deliver industry-leading performance, simplifying scale-out network architectures. Get the high-performance, availability, and ease of management you need for a solid foundation to grow the storage network you want.

Cisco Nexus switches

The Cisco Nexus switch product line provides a series of solutions that make it easier to connect and manage disparate data center resources with software-defined networking (SDN). Leveraging the Cisco Unified Fabric, which unifies storage, data and networking (Ethernet/IP) services, the Nexus switches create an open, programmable network foundation built to support a virtualized data center environment.

Hitachi Vantara

Corporate Headquarters
2535 Augustine Drive
Santa Clara, CA 95054 USA



HitachiVantara.com/contact