

DATA DRIVEN GLOBAL VISION CLOUD PLATFORM STRATEG
ON POWERFUL RELEVANT PERFORMANCE SOLUTION CLO
VIRTUAL BIG DATA SOLUTION ROI FLEXIBLE DATA DRIVEN V

Hitachi Data Systems Certification Guide

Hitachi Data Systems Academy

Prometric TC Net - online testing system

- ⇒ First-time registration
- ⇒ Taking the HAT-050 Storage Concepts test
or
- ⇒ Taking the HAT-100 Sales Foundation test
or
- ⇒ Taking the HAT-200 Pre-Sales Foundation test

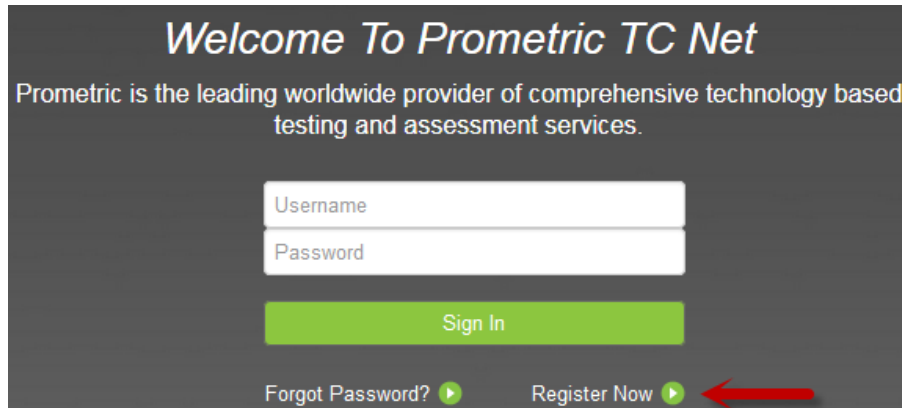
Document version 2

June 2016

| First-time registration

Skip this section if you are already registered with the Prometric TC Net system, and go directly to the "Taking the HAT-050, HAT-100 or HAT-200 accreditation test" procedure on page 4.

Step 1: Go to <https://tcnet.prometric.com/hds> and click on **Register Now**.



Step 2 - Prometric Info

a) Prometric Testing ID (optional)

- If you have taken exams at Prometric test centers enter your Prometric testing ID.
- If you have never taken any exam at a Prometric test center leave this field blank.

b) Select a Test Provider or Program: select Hitachi Data Systems.

c) Last Name: enter your last name.

Then click on **Continue**.

Step 3 - Sign In Info

- a) **Username:** enter a username of your choice.
- b) **Password:** enter a password of your choice and confirm it.
- c) **Questions / question Answered:** select a question in the drop box and provide the answer.
- d) **Questions / question Answered:** enter a question of your choice and provide the answer.

Then click on **Continue**.

PROMETRIC

FIRST TIME REGISTRATION * Required Field | [More Information](#)

Prometric Info **Sign In Info** Profile Info Confirm Policy

Personal Information

Username * a) i

Password * b) i Confirm Password * i

Security Question and Answer

Questions * i

What is the name of the city in which you were born?

Question Answered * c) i

Your Answer

Question * i

Question Answered * d) i

Question Answered

Cancel Back Continue

Step 4 - Profile Info: enter all the required profile information (marked with *) then click on **Continue**.

PROMETRIC

FIRST TIME REGISTRATION * Required Field | [More Information](#)

Prometric Info Sign In Info **Profile Info** Confirm Policy

Personal Information

First Name * ← i Middle Name / Initial Last Name * ← i

Other Information

Birth Date i Prometric Testing ID i

Student # i Company * ← i

SSN/Government ID# i

Contact Information

Mailing Address * ← i

Address 2 i

Address 3 i

City * ← i State/Province * ← i

Country * ← i Postal Code * ← i

Home Phone # i Work Phone # i

Fax # i Email Address * ← i

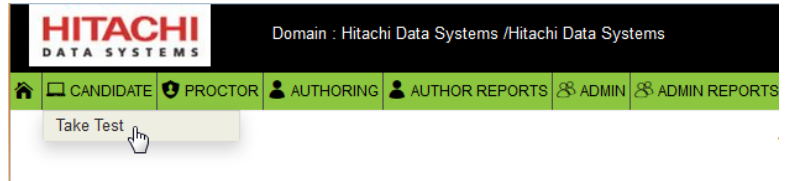
Cancel Back Continue

Step 5: Read the PRIVACY NOTICE, then click **I AGREE** and on **Continue**.

| Taking the HAT-050, HAT-100 or HAT-200 accreditation test

Step 1: Go to <https://tcnet.prometric.com/hds> and sign-in.

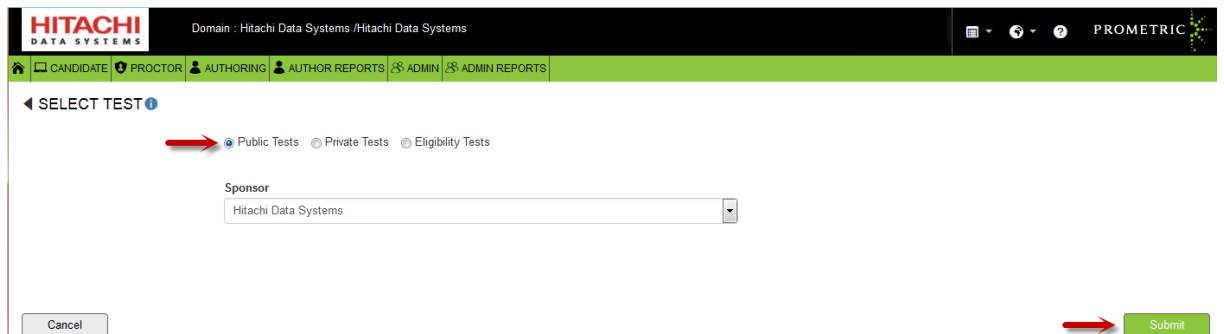
Step 2: On the top menu bar of the main page, select **CANDIDATE** then **Take Test**.



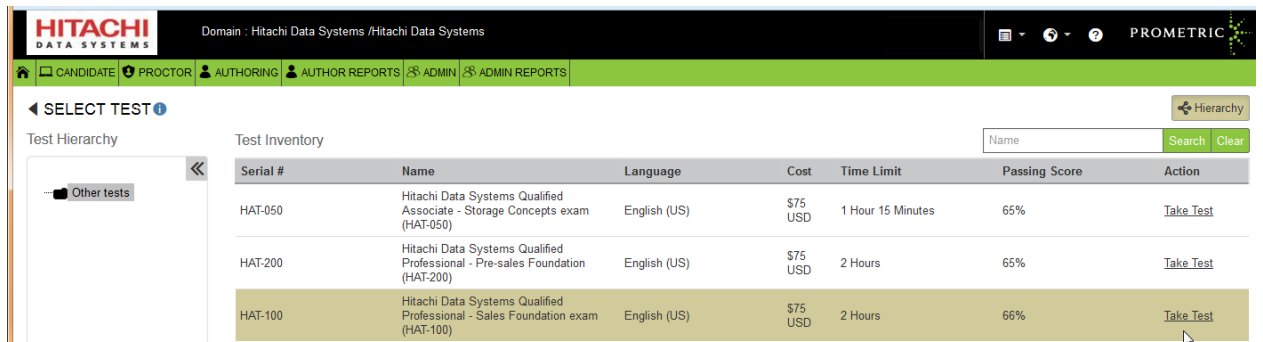
Step 3: On the new page click the **Take** button.



Step 4: Select **Public Tests** and click the **Submit** button.



Step 5: Select the test you want to take and click **Take Test** in the Action column.



Step 6: Verify your selection in the CONFIRM TEST SELECTION page then click the **Take This Test!** button.

Step 7: Payment options

a) If you have a voucher, enter the **voucher number** and click **Continue**, then go directly to **Step 8**.

The screenshot shows the Hitachi Data Systems interface. At the top, the logo and domain 'Hitachi Data Systems /Hitachi Data Systems' are visible. A navigation bar includes links for CANDIDATE, PROCTOR, AUTHORIZING, AUTHOR REPORTS, ADMIN, and ADMIN REPORTS. Below this is a heading 'ENTER PROMO CODE OR VOUCHER' with an information icon. A text input field labeled 'Enter Promotion Code or Voucher' contains the text 'XXXXXXXXXX'. A green 'Continue' button is positioned to the right of the input field, with a red arrow pointing to it.

b) If you pay by credit card, leave the field blank and click **Continue**.

This screenshot is identical to the previous one, but the text input field for the promotion code or voucher is empty. A red arrow points to the green 'Continue' button.

Enter all the required payment information then click on **Submit**.

The screenshot shows the 'PAYMENT' section of the Hitachi Data Systems interface. The 'Personal Information' section includes fields for First Name, Last Name, Billing Address, City, State/Province, Postal Code, Home Phone #, and Email, all marked with red arrows. The 'Card Information' section includes a dropdown for Card type (set to Visa), Card number, Card Security Number, and Card Expiration Month and Year, all marked with red arrows. A 'Test Price \$ 75 USD' is displayed at the top right. A green 'Submit' button is located at the bottom right, with a red arrow pointing to it.

Validate the information in the PAYMENT PREVIEW page and click the **Process Payment** button.

HITACHI DATA SYSTEMS Domain : Hitachi Data Systems /Hitachi Data Systems

CANDIDATE | PROCTOR | AUTHORIZING | AUTHOR REPORTS | ADMIN | ADMIN REPORTS

PAYMENT PREVIEW ⓘ

Billing Address

Personal Information

Email

Home Phone #

Card Information

American Express **Card Expiration Date**

Purchase Information

Test Name Hitachi Data Systems Qualified Associate - Storage Concepts exam (HAT-050) **Test Price** \$ 75 USD

[Edit Information](#) [Process Payment](#)

Upon approval, the **PAYMENT RECEIPT** page is displayed allowing you to print your receipt. You can also print this receipt at a later stage from the **Review Scores** menu option in the **Candidate Menu**.

If payment is not approved you will be able to re-enter your credit card information.

HITACHI DATA SYSTEMS Domain : Hitachi Data Systems /Hitachi Data Systems

CANDIDATE | PROCTOR | AUTHORIZING | AUTHOR REPORTS | ADMIN | ADMIN REPORTS

PAYMENT RECEIPT ⓘ

Billing Address

Personal Information

Email

Home Phone #

Card Information

American Express **Card Expiration Date**

Purchase Information

Test Name TEMPLATE **Test Price** \$ 1 USD

Payment information

Authorization code **Date**

Success
Credit card approved

Your card was charged for the exam. This page contains your receipt and you may want to print it before continuing. If you are unable to print this page now, you may print this and other receipts at any time from the Review Scores menu option on the Candidate Menu.

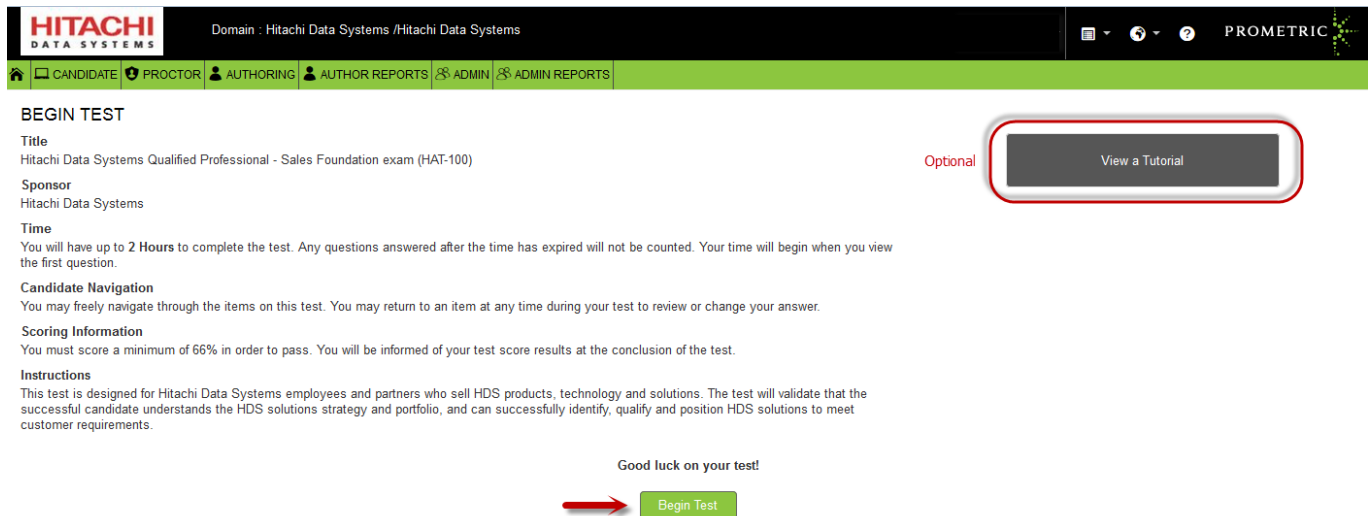
[Launch Test](#)

When ready, click the **Launch Test** button.

Step 8:

Before starting your test you can use the **View a Tutorial** button to learn about the system and see how questions are presented. At the end of the tutorial click the Launch Test button to return to the BEGIN TEST page.

When you are ready to begin your test click the **Begin Test** button, the test and the timer will start.



The screenshot shows the Hitachi Data Systems exam interface. At the top, there is a navigation bar with the Hitachi Data Systems logo on the left and the Prometric logo on the right. Below the navigation bar, there is a green header with the text "Domain : Hitachi Data Systems /Hitachi Data Systems". The main content area is titled "BEGIN TEST" and contains the following information:

- Title:** Hitachi Data Systems Qualified Professional - Sales Foundation exam (HAT-100)
- Sponsor:** Hitachi Data Systems
- Time:** You will have up to 2 Hours to complete the test. Any questions answered after the time has expired will not be counted. Your time will begin when you view the first question.
- Candidate Navigation:** You may freely navigate through the items on this test. You may return to an item at any time during your test to review or change your answer.
- Scoring Information:** You must score a minimum of 66% in order to pass. You will be informed of your test score results at the conclusion of the test.
- Instructions:** This test is designed for Hitachi Data Systems employees and partners who sell HDS products, technology and solutions. The test will validate that the successful candidate understands the HDS solutions strategy and portfolio, and can successfully identify, qualify and position HDS solutions to meet customer requirements.

At the bottom of the page, there is a green button labeled "Begin Test" with a red arrow pointing to it. To the right of the "BEGIN TEST" section, there is a red-bordered button labeled "View a Tutorial" with the word "Optional" next to it.



Corporate Headquarters

2825 Lafayette Street
Santa Clara, California 95050-2639 USA
www.HDS.com community.hds.com

Regional Contact Information

Americas: +1 408 970 1000 or info@HDS.com
Europe, Middle East and Africa: +44 (0) 1753 618000 or info.emea@HDS.com
Asia Pacific: +852 3189 7900 or hds.marketing.apac@HDS.com